



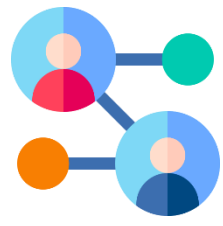
Co-funded by the
Erasmus+ Programme
of the European Union 

WHAT IS H5P?



Create

Richer HTML5 Content
in Existing Publishing
Platforms



Share

Content Seamlessly
Across Any H5P
Capable Site



Reuse

Content accessed directly
from the browser
at any time


INCLUDEME

621547-EPP-1-2020-1-RO-EPPA3-IPi-SOC-IN

Funded by the European Union. Views and opinions expressed are however those of the author(s) only and do not necessarily reflect those of the European Union or the European Education and Culture Executive Agency (EACEA). Neither the European Union nor EACEA can be held responsible for them.

HOW TO CREATE AN ACTIVITY!

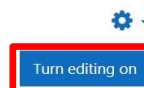
1. Access mdl.includeme-project.eu and login into the Moodle platform using the credentials provided.
2. Click on the dedicated section.
3. Select an available course.



4. Click on “Turn editing on” button to activate the editing mode of the platform.

Examples

Home / My courses / examples-en



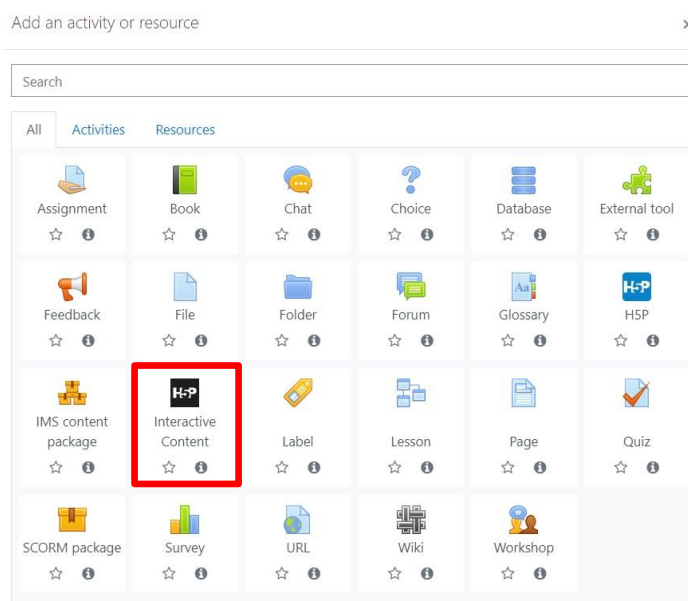
5. Click on “Add an activity or resource” button to open the H5P option.

Examples

Home / Courses / ATS / examples-en



6. Click on “Interactive content” option to open the H5P templates.

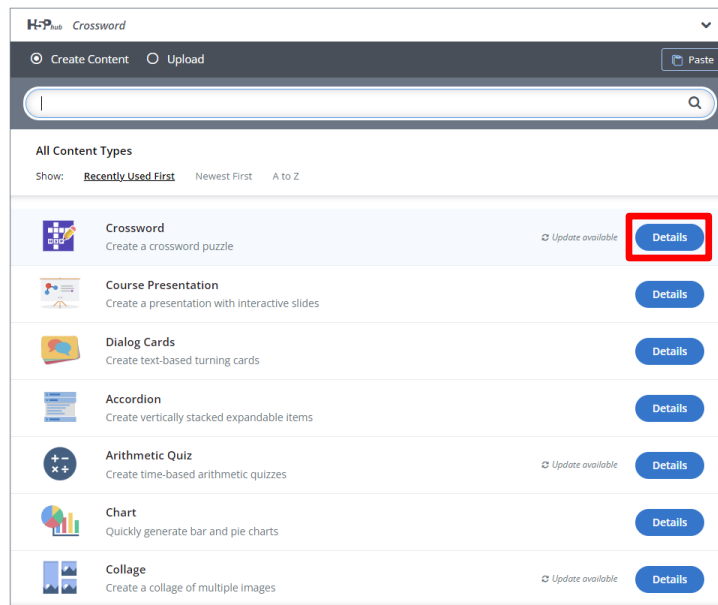


INCLUDEME

621547-EPP-1-2020-1-RO-EPPA3-IPI-SOC-IN

Funded by the European Union. Views and opinions expressed are however those of the author(s) only and do not necessarily reflect those of the European Union or the European Education and Culture Executive Agency (EACEA). Neither the European Union nor EACEA can be held responsible for them.

7. Scroll into the H5P list or search the template and click on the title of the template (e.g. Crosswords) to open the editing form.



8. Fill in the form of the selected template and click on “Save and display” button to view and test the activity.



INCLUDEME

621547-EPP-1-2020-1-RO-EPPA3-IPI-SOC-IN

Funded by the European Union. Views and opinions expressed are however those of the author(s) only and do not necessarily reflect those of the European Union or the European Education and Culture Executive Agency (EACEA). Neither the European Union nor EACEA can be held responsible for them.

CROSSWORD TEMPLATE



The Crossword template allows authors to create activities that consists of a grid of black/dark blue and white squares. Learners are presented with a list of clues for each entry, where the white square in each entry is numbered to correspond to its clue. They must enter words into the grid, crossing each other horizontally (“across”) and vertically (“down”).



[Check the H5P Example](#)

[Check ATS Example](#)

Tips

- You can create simple or complex grids, but it is recommended to define no more than 12 entries.
- A more complex grid can be personalized by providing the number of entries to be shown. Provide the number of entries in the option below

Number of words to be shown

Create a randomized batch of words from the pool. The batch will always contain at least all the words that were fixed on the grid regardless of this setting. An empty value or 0 means to use all words.

- You can personalize the grid by changing the theme colours.

INCLUDEME

621547-EPP-1-2020-1-RO-EPPA3-IPI-SOC-IN

Funded by the European Union. Views and opinions expressed are however those of the author(s) only and do not necessarily reflect those of the European Union or the European Education and Culture Executive Agency (EACEA). Neither the European Union nor EACEA can be held responsible for them.